

# African Bullfrog



## OVERVIEW



- Scientific Name: *Pyxicephalus adspersus*
- Origin: South Africa
- Ease of Care: Beginner
- Potential Adult Size: 10 inches
- Life Span: 20 to 40 years
- Behaviour: Diurnal
- Diet: Carnivore
- Handling: Intermediate

## TOP TIPS

- ✓ Vary the food items you offer your animal to keep it stimulated
- ✓ Use a sand scoop to make spot cleaning easier

## HOUSING

The following are examples suitable for any age.


- HabiStat Glass Terrarium - 24x18x18" (HGT6045)
- HabiStat Glass Terrarium – 36x18x18" (HGT9145)

## EQUIPMENT NEEDED

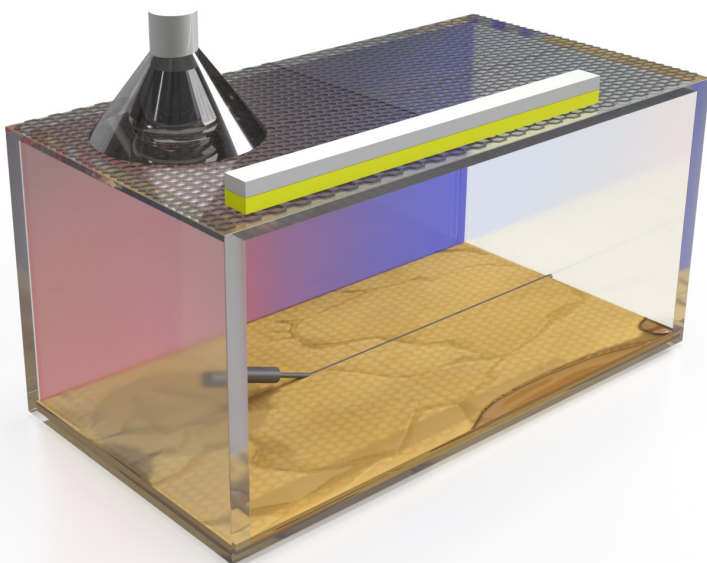


- Housing: Terrarium
- Heating: Heat Bulb (12 hours on/off cycle)
- Thermostat: Dimming Thermostat
- Lighting: UV Tube (12 hours on/off cycle)
- Substrate: HabiStat Jungle Bio (HSJB10), HabiStat Coir (HSC10F), HabiStat Orchid Bark (HSO10M)
- Water: Water Bowl

## ENVIRONMENT



### Terrestrial Terrarium Setup



### Enclosure Readings

- Background Temp: 18-21°C (64-70°F)
- Hot Spot: 23-25°C (75-77°F)
- Night-Time Temp: 18-21°C (64-70°F)
- Humidity: 60%-80%
- UVI: 1-2

### Heating

African Bullfrogs are diurnal animals and require a suitable light and heat gradient in their Terrarium.

Provide a warmer/hot area towards one side of the Terrarium using an overhead heat source.

Use an Arcadia Reflector Clamp Lamp with ceramic Holder (RARTG75) and a HabiStat Heat Bulb (HBB50) running through a HabiStat Dimming Thermostat (HTDW).

Thermostats are designed to regulate temperatures using a thermostat probe (also known as a sensor). Correct placement of the probe is critical to avoid overheating and injury to the animal.

Check temperatures regularly, using a reliable dual thermometer and hygrometer to ensure that there are no extreme fluctuations.

## Lighting

Place the Arcadia ProT5 UVB Kit 7% (RARTP8S), or alternatively the Arcadia LumenIZE Pro T5 UVB Kit 7% (RARLZ8S) on the mesh roof of the Terrarium.

Ensure that it is fitted correctly and within the manufacturers recommended distances providing a UVI of 1-2.

## DIET & WATER

The African Bullfrog has a carnivorous based diet. Insects such as Roaches, Crickets and Locust are some of their favourites. You can treat your African Bullfrog occasionally, every few months, to a small mouse.

Always provide a source of fresh water such as the HabiStat Sandstone Water Dish (HRSSCL).

To maintain and regulate humidity within the enclosure, mist as required.

## Substrates and Decoration

Personal choice will dictate how you decorate your vivarium, but we recommend the following as a guide:

- Habistat Jungle Bio (HSJB10), Arcadia Earth Mix (RARE10)
- The Habistat Tea Tree Branch (HSNTB), Habistat Grapevine (HSGV), HabiStat Cork Branch (HDB1) will offer enrichment within the enclosure
- Artificial or live plants for decoration and to provide darker areas for the African Bullfrog to hide away if it chooses
- The use of HabiStat Sphagnum Moss (HSMS250) in various areas of the enclosure will aid enclosure humidity
- Water bowl - a suitably sized sturdy water bowl must be provided in the cool end of the enclosure

## SUPPLEMENTATION

Following a supplementation regime that involves calcium and multivitamin powders such as HabiStat Pure Calcium (HMC40), HabiStat Reptavite (HMRV40), HabiStat Repton (HMR40) and Arcadia Earth Pro-A (RAREP100) will be beneficial to the health and wellbeing of the animal.

## ADDITIONAL INFORMATION

- The African Bullfrog likes a humid environment of 60-80%, spray the enclosure regularly.
- Keep an eye on your Hygrometer to track the enclosures humidity.

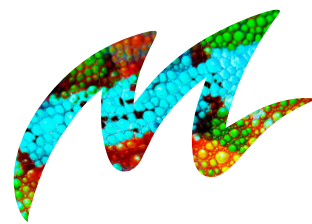
## HEALTH & HYGIENE



We recommend the following cleaning routine to keep your African Bullfrog healthy and happy:

	Water	Substrate	Enclosure
Daily	Change old water for fresh water	Spot clean	Check vents on enclosure are not blocked and allow air to pass through freely
Weekly	Disinfect water bowl or dish	Agitate substrate to prevent any bacterial build up and to allow any dirty bedding to be removed	Wipe down glass and walls with a reptile safe disinfectant
Monthly		Take out old substrate and replace with new substrate	Wipe down inside the enclosure and disinfect décor with a reptile safe disinfectant

Always wash your hands, surfaces and equipment with warm water and disinfectant immediately before and after handling your animal, their food, enclosure, and any other equipment using HabiStat Anti-Bac Spray (HABS) for any surface, and HabiStat Hand Sanitiser (HABG) for hand hygiene.



### Monkfield Nutrition Ltd

Arthur Rickwood Farm  
Chatteris Road, Mepal, Ely, CB6 2AZ

[monkfieldreptile.com](http://monkfieldreptile.com)

Telephone: 01223 208261

**MonkfieldReptile**  
Everything Reptile



# DATA MONITORING



Complete this Sheet at the same time every day e.g. 12pm

	Hotspot Temp 23-25°C (75-77°F)	Background Temp 18-21°C (64-70°F)	Humidity 60%-80%	UVI 1-2	Night Time Temp 20°C-23°C (68°F-73°F)	Feeding
Monday						
Tuesday						
Wednesday						
Thursday						
Friday						
Saturday						
Sunday						